



## STEEL STRIPS INFRASTRUCTURES LTD.

CIN : L27109PB1973PLC003232

**Head Office :**

SCO 49-50, Sector-26,  
Madhya Marg, Chandigarh -160 019 (INDIA)

Tel : +91-172-2793112 / 2790979 / 2792385

Fax : +91-172-2794834 / 2790887

Email : ssl\_ssg@glide.net.in

Website : www.ssilindia.net

SSIL/2021/  
November 12, 2021

THE DY. MANAGER  
DEPTT. OF CORPORATE SERVICES  
BOMBAY STOCK EXCHANGE LIMITED  
PHIROZE JEEJEEBHOY TOWERS,  
DALAL STREET,  
MUMBAI - 400 001.

Sub: Outcome of the Board Meeting (Stock Code: 513173)

Dear Sir/ Madam,

Pursuant to Regulation 33 and Regulation 30 of the Securities and Exchange Board of India (Listing Obligations and Disclosure Requirements) Regulations, 2015, we inform you that the Board of Directors in their meeting held today i.e. 12/11/2021 at Chandigarh, approved the following:

- Unaudited Financial Results (Standalone & Consolidated) and Auditor's Limited Review Report on the same for the Quarter and half year ended 30<sup>th</sup> September, 2021 (Copy of Financial Results alongwith Limited Review Report is attached herewith).

The meeting commenced at 12:30 P.M and concluded at 1.30 P.M.

Kindly take the same on your records.

Thanking you,  
Yours faithfully,  
For STEEL STRIPS INFRASTRUCTURES LIMITED

*Deepika*  
(DEEPIKA GUPTA)  
COMPANY SECRETARY

Encl.: As above

**Regd. Office :** Vill. Somalheri/Lehi, P.O. Dappar, Tehsil Derabasi, Distt. Mohali, Punjab (India)-140 506  
Tel. : +91 (1762) 275249, 275872, 275173 Fax : +91 (1762) 275228

**Delhi Office :** S-2, Second Floor, Vasant Square Mall, Community Center, Pocket V , Plot No. A,  
Sector B, Vasant Kunj, New Delhi - 110 070, Phone-011-40000378, 377, 376



Independent Auditor's Review Report on the Quarterly and Year to Date Unaudited Standalone Financial Results of the Company Pursuant to the Regulation 33 of the SEBI (Listing Obligations and Disclosure Requirements) Regulations, 2015, as amended

To  
The Board of Directors  
STEEL STRIPS INFRASTRUCTURES LIMITED

1. We have reviewed the accompanying statement of unaudited standalone financial results of **STEEL STRIPS INFRASTRUCTURES LIMITED** (the "Company") for the quarter ended September 30, 2021 and year to date from April 01, 2021 to September 30, 2021 (the "Statement") attached herewith, being submitted by the Company pursuant to the requirements of Regulation 33 of the SEBI (Listing Obligations and Disclosure Requirements) Regulations, 2015, as amended (the "Listing Regulations").
2. This Statement, which is the responsibility of the Company's Management and approved by the Company's Board of Directors, has been prepared in accordance with the recognition and measurement principles laid down in Indian Accounting Standard 34, (Ind AS 34) "Interim Financial Reporting" prescribed under Section 133 of the Companies Act, 2013 as amended, read with relevant rules issued thereunder and other accounting principles generally accepted in India. Our responsibility is to express a conclusion on the Statement based on our review.
3. We conducted our review of the Statement in accordance with the Standard on Review Engagements (SRE) 2410, "Review of Interim Financial Information Performed by the Independent Auditor of the Entity" issued by the Institute of Chartered Accountants of India. This standard requires that we plan and perform the review to obtain moderate assurance as to whether the Statement is free of material misstatement. A review of interim financial information consists of making inquiries, primarily of persons responsible for financial and accounting matters, and applying analytical and other review procedures. A review is substantially less in scope than an audit conducted in accordance with Standards on Auditing and consequently does not enable us to obtain assurance that we would become aware of all significant matters that might be identified in an audit. Accordingly, we do not express an audit opinion.
4. Based on our review conducted as above, nothing has come to our attention that causes us to believe that the accompanying Statement, prepared in accordance with the recognition and measurement principles laid down in the aforesaid Indian Accounting Standards ('Ind AS') specified under Section 133 of the Companies Act, 2013 as amended, read with relevant rules issued thereunder and other accounting principles generally accepted in India, has not disclosed the information required to be disclosed in terms of the Listing Regulations, including the manner in which it is to be disclosed, or that it contains any material misstatement.

Place of signature: Chandigarh  
Date: 12.11.2021  
UDIN: 21505972AAAAIZ6879

For AKR & Associates  
Chartered Accountants  
(Firm registration No. 021179N)

CA Kailash Kumar  
Partner

(Membership Number: 505972)



**STEEL STRIPS INFRASTRUCTURES LIMITED**

(CIN:L27109PB1973PLC003232)

Regd Office: VillageSomalheri/Lehli, P.O. Dappar, Tehsil-Derabassi, Distt. SAS Nagar, Mohali (Pb)

**Statement of Standalone Unaudited Financial Results for the Quarter and half year ended 30th September,2021 (INR in Lakhs)**

PARTICULARS	THREE MONTHS ENDED			SIX MONTHS ENDED		Financial year
	30.09.2021 (UNAUDITED)	30.06.2021 (UNAUDITED)	30.09.2020 (UNAUDITED)	30.09.2021 (UNAUDITED)	30.09.2020 (UNAUDITED)	Ended 31.03.21 (AUDITED)
<b>1 Income</b>						
(a) Revenue from operations	27.76	26.99	29.06	54.75	44.78	88.91
(b) Other Income (net)	17.68	0.06	178.39	17.74	178.80	182.43
<b>Total Income</b>	<b>45.44</b>	<b>27.05</b>	<b>207.45</b>	<b>72.49</b>	<b>223.58</b>	<b>271.34</b>
<b>2 Expenses</b>						
(a) Cost of Material Consumed	0.00	0.00	0.00	0.00	0.00	0.00
(b) Changes in inventories of work-in-progress and stock-in-trade	0.00	0.00	0.00	0.00	0.00	0.00
(c) Employee benefits expense	22.89	21.70	21.21	44.59	36.08	86.29
(d) Finance Costs	11.50	11.94	12.05	23.44	23.70	50.43
(e) Depreciation and amortisation expense	0.55	0.54	0.55	1.09	1.09	2.18
(f) Other Expenses	40.26	29.72	38.02	69.98	72.50	143.32
<b>Total Expenses :</b>	<b>75.20</b>	<b>63.90</b>	<b>71.83</b>	<b>139.10</b>	<b>133.37</b>	<b>282.22</b>
<b>3 Profit/(Loss) before exceptional items and tax</b>	<b>(29.76)</b>	<b>(36.85)</b>	<b>135.62</b>	<b>(66.61)</b>	<b>90.21</b>	<b>(10.88)</b>
<b>4 Exceptional Items</b>	<b>0.00</b>	<b>0.00</b>	<b>0.00</b>	<b>0.00</b>	<b>0.00</b>	<b>0.00</b>
<b>5 Profit/(Loss) before tax</b>	<b>(29.76)</b>	<b>(36.85)</b>	<b>135.62</b>	<b>(66.61)</b>	<b>90.21</b>	<b>(10.88)</b>
<b>6 Tax Expense</b>						
a) Current Tax	0.00	0.00	0.00	0.00	0.00	0.00
b) Deferred Tax	0.00	0.00	0.00	0.00	0.00	0.00
<b>Total Tax Expense</b>	<b>0.00</b>	<b>0.00</b>	<b>0.00</b>	<b>0.00</b>	<b>0.00</b>	<b>0.00</b>
<b>7 Net Profit/(Loss) for the period from</b>	<b>(29.76)</b>	<b>(36.85)</b>	<b>135.62</b>	<b>(66.61)</b>	<b>90.21</b>	<b>(10.88)</b>
<b>8 Net Profit/(Loss) for the period from discontinued operations</b>	<b>0.00</b>	<b>0.00</b>	<b>0.00</b>	<b>0.00</b>	<b>0.00</b>	<b>0.00</b>
<b>9 Net Profit/(Loss) for the period from discontinued operations(after tax)</b>	<b>0.00</b>	<b>0.00</b>	<b>0.00</b>	<b>0.00</b>	<b>0.00</b>	<b>0.00</b>
<b>10 Profit/(Loss) for the period</b>	<b>(29.76)</b>	<b>(36.85)</b>	<b>135.62</b>	<b>(66.61)</b>	<b>90.21</b>	<b>(10.88)</b>
<b>11 Other Comprehensive Income,net of Income Tax</b>						
a) (i) Items that will not be reclassified to profit	7.53	169.57	1.23	177.10	70.60	108.57
(ii) Income Tax relating to Items that will not be reclassified to profit or loss	(1.96)	(44.09)	(0.31)	(46.05)	(18.35)	(13.31)
b) (i) Items that will be reclassified to profit or loss						
(ii) Income Tax relating to Items that will be reclassified to profit or loss						
<b>Other Comprehensive Income,net of Income Tax</b>	<b>5.57</b>	<b>125.48</b>	<b>0.92</b>	<b>131.05</b>	<b>52.25</b>	<b>95.26</b>
<b>Total comprehensive Income for the period</b>	<b>(24.19)</b>	<b>88.63</b>	<b>136.54</b>	<b>64.44</b>	<b>142.46</b>	<b>84.38</b>
<b>12 paid-up equity capital : ( Face value Rs.10/- each)</b>	<b>864.30</b>	<b>864.30</b>	<b>864.30</b>	<b>864.30</b>	<b>864.30</b>	<b>864.30</b>
<b>13 Earning per share (of Rs.10/- each (not annualised)</b>						
Basic and Diluted Earning per share	(0.34)	(0.43)	1.57	(0.77)	1.04	(0.13)

1 The statement has been reviewed by the Audit Committee and approved by the Board of Directors at it's meeting held on 12th November 2021.

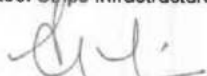
2 This financial results have been prepared in accordance with the Indian Accounting Standards (Ind AS) prescribed under Section 133 of the Companies Act, 2013 read with the rules thereunder.

3 The statutory auditors have carried out a limited review of the accounts for the quarter ended 30.09.2021

Place: Chandigarh

Date : 12.11.2021

By order of the Board of Directors  
For Steel Strips Infrastructures Ltd.

  
(Sanjay Garg)  
Executive Director



# STEEL STRIPS INFRASTRUCTURES LIMITED

## CASH FLOW STATEMENT AS AT 30.09.2021

A. CASH FLOW FROM OPERATING ACTIVITIES	30.09.2021	31.03.2021
NET PROFIT BEFORE TAX AND EXTRAORDINARY ITEMS:	(6660743)	(1087743)
ADJUSTMENT FOR:-		
LESS - PRIOR PERIOD ADJUSTMENT	0	0
-DEPRICIATION	108630	217262
-INTEREST AND OTHER FINANCIAL CHARGES	2344290	5042749
OPERATING PROFIT BEFORE WORKING CAPITAL CHANGES	(4207823)	4172268
ADJUSTMENT FOR :-		
-TRADE AND OTHER RECEIVABLES	(897529)	(421095)
-OTHER NON CURRENT ASSETS	406372	(10795841)
-OTHER NON CURRENT LIABILITIES	0	16500
-OTHER CURRENT LIABILITIES	45997	82398
-TRADE PAYABLES / Current liabilities	9140235	6570212
CASH GENERATED FROM OPERATIONS	4487252	(375558)
-INTEREST AND OTHER FINANCIAL CHARGES PAID	2344290	5042749
-PROVISION FOR TAXATION	0	0
CASH FLOW BEFORE EXTRAORDINARY ITEMS	2142962	(5418307)
-EXTRAORDINARY ITEMS	0	0
NET CASH FROM OPERATING ACTIVITIES (A)	2142962	(5418307)
B. CASH FLOW FROM INVESTING ACTIVITIES		
-PURCHASE OF FIXED ASSETS	0	0
-SALE OF FIXED ASSETS	0	214480
-ADJUSTMENT OF DEFINED BENEFIT PLANS	23831	52591
NET CASH (USED)/SURPLUS IN INVESTING ACTIVITIES (B)	23831	267071
C. CASH FLOW FROM FINANCING ACTIVITIES		
PROCEEDS FROM LONG TERM BORROWINGS	(3411217)	11723064
NET CASH (USED)/SURPLUS IN FINANCING ACTIVITIES (C)	(3411217)	11723064
NET INCREASE IN CASH AND CASH EQUIVALENTS : (A+B+C)	(1244424)	6571828
CASH AND CASH EQUIVALENTS AS AT THE BEGINNING OF THE YEAR (OPENING BALANCE)	6982278	410450
CASH AND CASH EQUIVALENTS AS AT THE CLOSING OF THE YEAR (CLOSING BALANCE)	5737854	6982278

FOR STEEL STRIPS INFRASTRUCTURES LTD

*[Signature]*  
Sanjay Garg  
Executive Director



**STEEL STRIPS INFRASTRUCTURES LIMITED**

Standalone Assets &amp; Liabilities as at 30th September 2021

	As at 30 Sept, 2021	As at 31 March, 2021
<b>ASSETS</b>		
<b>A. Non-Current Assets</b>		
(a) Property, plant and equipment	1,322,373	1,431,003
(b) Capital work-in-progress	-	-
(c) Financial assets		
(i) Investments	69,846,525	52,160,525
(ii) Trade receivables	-	-
(d) Deferred tax assets (Net)	(2,528,510)	2,076,046
(e) Other non-current assets	1,329,842	1,329,842
<b>Total Non-Current Assets (A)</b>	<b>69,970,230</b>	<b>56,997,416</b>
<b>B. Current Assets</b>		
(a) Inventories	82,413,776	82,413,776
(b) Financial assets		
(i) Trade receivables	2,403,443	1,505,914
(ii) Cash and cash equivalents	5,737,854	6,982,278
(c) Other current assets	19,670,445	20,076,817
<b>Total Current Assets (B)</b>	<b>110,225,518</b>	<b>110,978,785</b>
<b>Total Assets (A+B)</b>	<b>180,195,748</b>	<b>167,976,201</b>
<b>EQUITY AND LIABILITIES</b>		
<b>A. Equity</b>		
(a) Equity share capital	86,430,000	86,430,000
(b) Other equity	(23,127,099)	(29,571,631)
<b>Total Equity (A)</b>	<b>63,302,901</b>	<b>56,858,369</b>
<b>B. Liabilities</b>		
<b>I Non-Current Liabilities</b>		
(a) Financial Liabilities		
(i) Borrowings	40,381,482	43,792,699
(ii) Other financial liabilities	1,413,445	1,413,445
(b) Provisions	4,291,102	4,245,105
<b>Total Non-Current Liabilities (I)</b>	<b>46,086,029</b>	<b>49,451,249</b>
<b>II Current Liabilities</b>		
(a) Financial liabilities		
(i) Borrowings	7,666,670	7,666,670
(ii) Trade payables	2,473,751	2,816,548
(ii) Other financial liabilities	496,004	496,004
(b) Other current liabilities	60,170,393	50,687,361
<b>Total Current Liabilities (II)</b>	<b>70,806,818</b>	<b>61,666,583</b>
<b>Total Liabilities (I+II)</b>	<b>116,892,847</b>	<b>111,117,832</b>
<b>Total Equity And Liabilities (A+B)</b>	<b>180,195,748</b>	<b>167,976,201</b>

For Steel Strips Infrastructures Ltd

  
 Executive Director






**Independent Auditor's Review Report On consolidated unaudited quarterly financial results of the Company Pursuant to the Regulation 33 of the SEBI (Listing Obligations and Disclosure Requirements) Regulations, 2015**

TO  
THE BOARD OF DIRECTORS OF  
**STEEL STRIPS INFRASTRUCTURES LIMITED**

1. We have reviewed the accompanying Statement of Consolidated Unaudited Financial Results of STEEL STRIPS INFRASTRUCTURES LIMITED ("the Parent") and its share of the net profit after tax and total comprehensive income of its associate for the quarter ended September 30, 2021 and year to date from April 01, 2021 to September 30, 2021 ("the Statement"), being submitted by the Parent pursuant to the requirement of Regulation 33 of the SEBI (Listing Obligations and Disclosure Requirements) Regulations, 2015, as amended (the "Listing Regulations").
2. This Statement, which is the responsibility of the Parent's Management and approved by the Parent's Board of Directors, has been prepared in accordance with the recognition and measurement principles laid down in Indian Accounting Standard 34 "Interim Financial Reporting" ("Ind AS 34"), prescribed under Section 133 of the Companies Act, 2013, and other accounting principles generally accepted in India. Our responsibility is to express a conclusion on the Statement based on our review.
3. We conducted our review of the Statement in accordance with the Standard on Review Engagements (SRE) 2410 "Review of Interim Financial Information Performed by the Independent Auditor of the Entity", issued by the Institute of Chartered Accountants of India. A review of interim financial information consists of making inquiries, primarily of persons responsible for financial and accounting matters, and applying analytical and other review procedures. A review is substantially less in scope than an audit conducted in accordance with Standards on Auditing and consequently does not enable us to obtain assurance that we would become aware of all significant matters that might be identified in an audit. Accordingly, we do not express an audit opinion.

We also performed procedures in accordance with the circular issued by the SEBI under Regulation 33 (8) of the SEBI (Listing Obligations and Disclosure Requirements) Regulations, 2015, as amended, to the extent applicable.

4. The Statement includes the results of the following entities:  
- Malwa Chemtex Udyog Limited ( Associate of the Parent Company)



5. Based on our review conducted and procedures performed as stated in paragraph 3 above, subject to the effects of the matter specified in paragraph 7 below, nothing has come to our attention that causes us to believe that the accompanying Statement, prepared in accordance with the recognition and measurement principles laid down in the aforesaid Indian Accounting Standard and other accounting principles generally accepted in India, has not disclosed the information required to be disclosed in terms of Regulation 33 of the SEBI (Listing Obligations and Disclosure Requirements) Regulations, 2015, as amended, including the manner in which it is to be disclosed, or that it contains any material misstatement.
6. The accompanying Statement includes the unaudited interim financial results and other financial information, in respect of above-mentioned associate, whose unaudited interim financial results include the Company's share of total net (loss)/ profit after tax of Rs. 3113.36 lakhs and Rs.3728.44 lakhs, for the quarter ended 30 September 2021 and for the period from 01 April 2021 to 30 September 2021, respectively.

These unaudited interim financial results and other unaudited financial information have been approved and furnished to us by the Management and our conclusion on the Statement, in so far as it relates to the affairs of Associates is based solely on such unaudited interim financial results and other unaudited financial information.


7. Our conclusion is not modified in respect of this matter.

For AKR & Associates  
Chartered Accountants  
(Firm registration No. 021179N)



Kailash Kumar  
Partner

(Membership Number: 505972)



Place of signature: Chandigarh  
Date: 12.11.2021  
UDIN: 21505972AAAAJA3994

**STEEL STRIPS INFRASTRUCTURES LIMITED**

(CIN:L27109PB1973PLC003232)

Regd Office: Village Somalheri/Lehli, P.O. Dappar, Tehsil-Derabassi, Distt. SAS Nagar, Mohali (Pb)

**Statement of Consolidated Unaudited Financial Results for the Quarter and half year ended 30th September, 2021** (INR in Lakhs)

PARTICULARS	THREE MONTHS ENDED			SIX MONTHS ENDED		Financial year
	30.09.2021 (UNAUDITED)	30.06.2021 (UNAUDITED)	30.09.2020 (UNAUDITED)	30.09.2021 (UNAUDITED)	30.09.2020 (UNAUDITED)	Ended 31.03.21 (AUDITED)
<b>1 Income</b>						
(a) Revenue from operations	27.76	26.99	29.06	54.75	44.78	88.91
(b) Other Income (net)	17.68	0.06	178.39	17.74	178.80	182.43
<b>Total Income</b>	<b>45.44</b>	<b>27.05</b>	<b>207.45</b>	<b>72.49</b>	<b>223.58</b>	<b>271.34</b>
<b>2 Expenses</b>						
(a) Cost of Material Consumed	0.00	0.00	0.00	0.00	0.00	0.00
(b) Changes in inventories of work-in-progress and stock-in-trade	0.00	0.00	0.00	0.00	0.00	0.00
(c) Employee benefits expense	22.89	21.70	21.21	44.59	36.08	86.29
(d) Finance Costs	11.50	11.94	12.05	23.44	23.70	50.43
(e) Depreciation and amortisation expense	0.55	0.54	0.55	1.09	1.09	2.18
(f) Other Expenses	40.26	29.72	38.02	69.98	72.50	143.32
<b>Total Expenses :</b>	<b>75.20</b>	<b>63.90</b>	<b>71.83</b>	<b>139.10</b>	<b>133.37</b>	<b>282.22</b>
<b>3 Profit/(Loss) before exceptional items and tax</b>	<b>(29.76)</b>	<b>(36.85)</b>	<b>135.62</b>	<b>(66.61)</b>	<b>90.21</b>	<b>(10.88)</b>
<b>4 Share Profit/(Loss) from Associates</b>	<b>3113.36</b>	<b>615.08</b>	<b>27.45</b>	<b>3728.44</b>	<b>361.91</b>	<b>1339.88</b>
<b>5 Profit/(Loss) before tax</b>	<b>3083.60</b>	<b>578.23</b>	<b>163.07</b>	<b>3661.83</b>	<b>452.12</b>	<b>1329.00</b>
<b>6 Tax Expense</b>						
a) Current Tax	0.00	0.00	0.00	0.00	0.00	0.00
b) Deferred Tax	0.00	0.00	0.00	0.00	0.00	0.00
<b>Total Tax Expense</b>	<b>0.00</b>	<b>0.00</b>	<b>0.00</b>	<b>0.00</b>	<b>0.00</b>	<b>0.00</b>
<b>7 Net Profit/(Loss) for the period from</b>	<b>3083.60</b>	<b>578.23</b>	<b>163.07</b>	<b>3661.83</b>	<b>452.12</b>	<b>1329.00</b>
<b>8 Net Profit/(Loss) for the period from discontinued operations</b>	<b>0.00</b>	<b>0.00</b>	<b>0.00</b>	<b>0.00</b>	<b>0.00</b>	<b>0.00</b>
<b>9 Net Profit/(Loss) for the period from discontinued operations(after tax)</b>	<b>0.00</b>	<b>0.00</b>	<b>0.00</b>	<b>0.00</b>	<b>0.00</b>	<b>0.00</b>
<b>10 Profit/(Loss) for the period</b>	<b>3083.60</b>	<b>578.23</b>	<b>163.07</b>	<b>3661.83</b>	<b>452.12</b>	<b>1329.00</b>
<b>11 Other Comprehensive Income, net of Income Tax</b>						
a) (i) Items that will not be reclassified to profit	<b>7.53</b>	<b>169.57</b>	<b>1.23</b>	<b>177.10</b>	<b>70.60</b>	<b>108.57</b>
(ii) Income Tax relating to Items that will not be reclassified to profit or loss	<b>(1.96)</b>	<b>(44.09)</b>	<b>(0.31)</b>	<b>(46.05)</b>	<b>(18.35)</b>	<b>(13.31)</b>
b) (i) Items that will be reclassified to profit or loss						
(ii) Income Tax relating to Items that will be reclassified to profit or loss						
<b>Other Comprehensive Income, net of Income Tax</b>	<b>5.57</b>	<b>125.48</b>	<b>0.92</b>	<b>131.05</b>	<b>52.25</b>	<b>95.26</b>
<b>Total comprehensive Income for the period</b>	<b>3089.17</b>	<b>703.71</b>	<b>163.99</b>	<b>3792.88</b>	<b>504.37</b>	<b>1424.26</b>
<b>12 paid-up equity capital : ( Face value Rs.10/- each)</b>	<b>864.30</b>	<b>864.30</b>	<b>864.30</b>	<b>864.30</b>	<b>864.30</b>	<b>864.30</b>
<b>13 Earning per share (of Rs.10/- each (not annualised))</b>						
Basic and Diluted Earning per share	<b>35.68</b>	<b>6.69</b>	<b>1.89</b>	<b>42.37</b>	<b>5.23</b>	<b>15.38</b>

1 The consolidated statement has been reviewed by the Audit Committee and approved by the Board of Directors at it's meeting held on 12th November 2021.


2 This consolidated financial results have been prepared in accordance with the Indian Accounting Standards (Ind AS) prescribed under Section 133 of the Companies Act, 2013 read with the rules thereunder.

3 The statutory auditors have carried out a limited review of the accounts for the quarter ended 30.09.2021

Place: Chandigarh

Date : 12.11.2021

By order of the Board of Directors  
For Steel Strips Infrastructures Ltd.

  
(Sanjay Garg)  
Executive Director





# STEEL STRIPS INFRASTRUCTURES LIMITED

## CASH FLOW STATEMENT AS AT 30.09.2021

A. CASH FLOW FROM OPERATING ACTIVITIES	30.09.2021	31.03.2021
NET PROFIT BEFORE TAX AND EXTRAORDINARY ITEMS:	(6660743)	(1087743)
ADJUSTMENT FOR:-		
LESS - PRIOR PERIOD ADJUSTMENT	0	0
-DEPRICIATION	108630	217262
-INTEREST AND OTHER FINANCIAL CHARGES	2344290	5042749
OPERATING PROFIT BEFORE WORKING CAPITAL CHANGES	(4207823)	4172268
ADJUSTMENT FOR :-		
-TRADE AND OTHER RECEIVABLES	(897529)	(421095)
-OTHER NON CURRENT ASSETS	406372	(10795841)
-OTHER NON CURRENT LIABILITIES	0	16500
-OTHER CURRENT LIABILITIES	45997	82398
-TRADE PAYABLES / Current liabilities	9140235	8695075
CASH GENERATED FROM OPERATIONS	4487252	(375558)
-INTEREST AND OTHER FINANCIAL CHARGES PAID	2344290	5042749
-PROVISION FOR TAXATION	0	0
CASH FLOW BEFORE EXTRAORDINARY ITEMS	2142962	(5418307)
-EXTRAORDINARY ITEMS	0	0
NET CASH FROM OPERATING ACTIVITIES (A)	2142962	(5418307)
B. CASH FLOW FROM INVESTING ACTIVITIES		
-PURCHASE OF FIXED ASSETS	0	0
-SALE OF FIXED ASSETS	0	214480
-ADJUSTMENT OF DEFINED BENEFIT PLANS	23831	52591
NET CASH (USED)/SURPLUS IN INVESTING ACTIVITIES (B)	23831	267071
C. CASH FLOW FROM FINANCING ACTIVITIES		
PROCEEDS FROM LONG TERM BORROWINGS	(3411217)	11723064
NET CASH (USED)/SURPLUS IN FINANCING ACTIVITIES (C)	(3411217)	11723064
NET INCREASE IN CASH AND CASH EQUIVALENTS : (A+B+C)	(1244424)	6571828
CASH AND CASH EQUIVALENTS AS AT THE BEGINNING OF THE YEAR ( OPENING BALANCE )	6982278	410450
CASH AND CASH EQUIVALENTS AS AT THE CLOSING OF THE YEAR ( CLOSING BALANCE )	5737854	6982278

FOR STEEL STRIPS INFRASTRUCTURES LTD

Sanjay Garg  
Executive Director ✓



**STEEL STRIPS INFRASTRUCTURES LIMITED****Consolidated Assets & Liabilities as at 30th September 2021**

	As at 30 Sept, 2021	As at 31 March, 2021
<b>ASSETS</b>		
<b>A. Non-Current Assets</b>		
(a) Property, plant and equipment	1,322,373	1,431,003
(b) Capital work-in-progress	-	-
(c) Financial assets		
(i) Investments	730,501,854	339,972,045
(ii) Trade receivables	-	-
(d) Deferred tax assets (Net)	(2,528,510)	2,076,046
(e) Other non-current assets	1,329,842	1,329,842
<b>Total Non-Current Assets (A)</b>	<b>730,625,559</b>	<b>344,808,936</b>
<b>B. Current Assets</b>		
(a) Inventories	82,413,776	82,413,776
(b) Financial assets		
(i) Trade receivables	2,403,443	1,505,914
(ii) Cash and cash equivalents	5,737,854	6,982,278
(c) Other current assets	19,670,445	20,076,817
<b>Total Current Assets (B)</b>	<b>110,225,518</b>	<b>110,978,785</b>
<b>Total Assets (A+B)</b>	<b>840,851,077</b>	<b>455,787,721</b>
<b>EQUITY AND LIABILITIES</b>		
<b>A. Equity</b>		
(a) Equity share capital	86,430,000	86,430,000
(b) Other equity	637,528,230	258,239,889
<b>Total Equity (A)</b>	<b>723,958,230</b>	<b>344,669,889</b>
<b>B. Liabilities</b>		
<b>I Non-Current Liabilities</b>		
(a) Financial Liabilities		
(i) Borrowings	40,381,482	43,792,699
(ii) Other financial liabilities	1,413,445	1,413,445
(b) Provisions	4,291,102	4,245,105
<b>Total Non-Current Liabilities (I)</b>	<b>46,086,029</b>	<b>49,451,249</b>
<b>II Current Liabilities</b>		
(a) Financial liabilities		
(i) Borrowings	7,666,670	7,666,670
(ii) Trade payables	2,473,751	2,816,548
(ii) Other financial liabilities	496,004	496,004
(b) Other current liabilities	60,170,393	50,687,361
<b>Total Current Liabilities (II)</b>	<b>70,806,818</b>	<b>61,666,583</b>
<b>Total Liabilities (I+II)</b>	<b>116,892,847</b>	<b>111,117,832</b>
<b>Total Equity And Liabilities (A+B)</b>	<b>840,851,077</b>	<b>455,787,721</b>

For Steel Strips Infrastructures Ltd

  
 Executive Director
